



LIFELINE PUBLIC SCHOOL

SIKANDRA, AGRA




Let's Build Future



Holiday Homework 2024-25

Class:- III



LIFELINE PUBLIC SCHOOL, AGRA
CLASS – III (2024-25)
HOLIDAY HOMEWORK

SUBJECT	HOLIDAY HOMEWORK
English Literature	<ol style="list-style-type: none"> 1. Read Ch. – 2 & 3. Write down 10 difficult words from the chapter. 2. Practice loud reading with attention to proper pronunciation, punctuation and expressions. Daily read a page of any book of your choice.
English Grammar	<ol style="list-style-type: none"> 1. Draw a picture of opposite words on A-4 Size Sheet <ol style="list-style-type: none"> (a) Happy – Sad (b) Big – Small (c) Hot – Cold (d) Day – Night
Hindi Literature	<ol style="list-style-type: none"> 1. पाठ 1 और 2 याद करें। 2. पाठ 3 तथा 4 को पढ़ें तथा 20 कठिन शब्दों को अपनी उत्तर पुस्तिका में लिखें। 3. एक पेज प्रतिदिन सुलेख लिखें।
Hindi Grammar	<ol style="list-style-type: none"> 1. 'योगा दिवस' के पर निबंध लिखें (चित्र सहित) 2. गर्मियों की छुट्टियों में आप जहाँ पर भी जाए उस पर एक scrap book बनायें तथा करने वाले क्रियाकलापों को लिखें।
Moral Science	<ol style="list-style-type: none"> 1. Write two moral story (Panchtantra) 2. Revise Ch. – 1
G.K.	<ol style="list-style-type: none"> 1. Chapter 1 to 5 learn 2. Write current affairs with picture (June) 3. Write about 5 'Freedom Fighters' like Mahatma Gandhi, B̄agat Singh
Drawing	<ol style="list-style-type: none"> 1. Activities A-4 Size Sheet Rainbow Art using oil Pastel Colours. 2. Make one Crafty Best Wishes Card on a A-3 Size Sheet.
Math's	<ol style="list-style-type: none"> 1. Prepare 5 Roman Numbers using matchsticks in a A-4 Size Sheet. 2. Make 3 Book Mark of different type of shapes and decorate it. 3. Make a Model of Abacus. 4. Practice Ch. – 1 and 2 in a practice note book.
E.V.S	<ol style="list-style-type: none"> 1. Revise the chapter 1, 2, 3, 4 and read Ch. – 5, 6 and search Book Exercise. 2. Create figure / shapes / things using dry leaves of different shapes on A-4 Size Sheet. 3. Make a model on <ol style="list-style-type: none"> (a) Roll No. – 1 to 10 → Different types of house (b) Roll No. 11 to 20 → Parts of plants (c) Roll No. 21 to above → Uses of plants
Computer	<ol style="list-style-type: none"> 1. Make a file on windows of the computer. 2. Make a file on MS- Word. 3. Read and learn chapter 1 & 2.
English Writing	<ol style="list-style-type: none"> 1. Fill page no. 1 to 25.
Hindi Writing	<ol style="list-style-type: none"> 1. रोज एक पेज साफ व सुन्दर लेख कॉपी (Writing Book) में करें।

* DO ALL THE WORK IN SEPARATE COPY

NOTE:-

- * Learn all the work done in class.
- * Learn G.K Q/Ans and vocabulary words.

EVS WORKSHEET

CLASS : III

NAME : _____

1. Name the following.

.....

2. Two animal that have wings.

.....

3. Two animal seen on leaves.

.....

4. Two animals that have a tail.

.....

5. Two animals seen on the trunk coat, termites.

.....

6. Any four activities which you can do without water.

.....

7. Two animals seen around the tree.

.....

8. Two animals seen in the pond.

.....

9. Two examples of plants that grow in desert.

.....

10. Two examples of the plants that grow in cold and hilly area.

.....

Dear Parents,

It is a humble request that some point of good habits is mentioned below if your child is following these habit give the answer is yes or no

1. Does your child wake up before rising the sun ?

2. Does your child greet his elder after wake ?

3. Does he brush daily ?

4. Does your child help his little ones ?

5. Does he apologies when he makes a mistake ?

6. Does your child help in domestic work ?

7. Is there a fixed time for his/her studies ?

8. Does your child often speak proper language ?

9. Does your child sometimes use rough or abusive language ?

10. Does your child help the needy ?
